

GO LIVE  
WITH



# Colorado

Step-by-step instructions to sell in the Centennial State

**PLEASE NOTE:** The following information is constructed to serve as a guideline for entry into the state. It is not purported to be legal advice. For specific compliance and legal inquiries, please seek independent legal counsel.

# The Path To Colorado

New to On Demand? Review these Helpful Links:

[FAQ's: RNDC On Demand](#)

[A Maker's Guide to RNDC On Demand](#)

[The Differences Between LibDib and On Demand](#)

## Estimated time to market

- Up to 45 days.

## 1. Compliance

To sell in Colorado, RNDC requires the following documentation:

- All Makers:
  - Copy of TTB License of the winery or distillery.
  - FedEx Alcohol Shipper's Permit. More information can be found [here](#).
  - [LibShip certification](#).
  - Using ASE, MHW, or Park Street?
    - When filling out the onboarding please select one of the above companies and RNDC will work directly with them to obtain your Brand Registration Numbers and State Compliance Documents.
  - Using a Co-packer or contract distillery/winery?
    - RNDC needs the license of who gets paid. If the product is still owned by the co-packer at the time of purchase, that is the license that is needed.
- In State Makers
  - Copy of Colorado State (home state) license
- Out of State Makers:
  - Copy of home state alcohol license.
  - Become an Importer or Use an Importer. More information can be found [here](#).
  - Products must be registered prior to shipping into CO—using PRO (productregistrationonline.com.) Follow instructions and pay online to register each product that will ship into CO.
- RNDC Information:
  - All RNDC physical addresses can be found at [www.rndc-usa.com](http://www.rndc-usa.com)

\*This guide is meant to provide information to Makers about the documents needed for distribution. Both LibDib and RNDC recommend Makers work with alcohol compliance experts to ensure adherence to all laws and regulations.

## 2. Communications and Accuracy

- All Makers new to RNDC On Demand must email [makers@libdib.com](mailto:makers@libdib.com) in order for the markets to be visible within your LibDib account. Send an email titled “New Maker: RNDC On Demand” and request access within the body of the email.
- Makers selling to RNDC in Colorado are part of the RNDC on Demand program. RNDC is the official distributor of record.
- LibDib is the technology that supports the division.
- Dean Parker is the Portfolio Manager for all RNDC On Demand markets. The Maker Team at LibDib will be your assistance for onboarding questions about the platform.
- Streamlining communications makes the process go faster and smoother. On all emails, please include:
  - Dean Parker: [dean.parker@rndc-usa.com](mailto:dean.parker@rndc-usa.com)
  - LibDib Maker Team (Makers): [makers@libdib.com](mailto:makers@libdib.com)
- Being accurate with all information, the spelling of brands and products, sizes, alcohol levels etc. is very important. If there are mistakes that need to be corrected, it is like starting the process over. Please check that all RNDC On Demand submissions are correct and accurate.

## 3. Account Set Up

- RNDC on Demand Makers need to have both a LibDib account and an eRNDC account.
- New to LibDib? [Click here](#) to set up your account.
- New to RNDC? To set up your RNDC account, please send the following information to Dean and the LibDib Maker Team. This step is setting you up as an RNDC Supplier. The Subject of your email should be “New RNDC On Demand Supplier: Colorado.”
  - State Name (Colorado)
  - License Holder Name

- Attach TTB Basic Permit, Home State License and any Colorado specific permits.
- If applicable, Broker name
- See below for images of what Dean needs to submit to set up a new Supplier.

\*Supplier Name ?  
Provide the Supplier's legal name. ✕

\*First Name

\*Last Name

\*Email Address ?  
Email Address(must be a valid company email)  
Can't be a generic domain (aol.com, gmail.com, hotmail.com, msn.com, yahoo.com, etc.) ✕

- Once the web form from RNDC is received, Suppliers MUST check the "Using RNDC On Demand" box. Not checking this box will cause delays.

State Name: Indiana ✕

License Holder Name: KIND SPIRITS LLA

License Number: PS-CA-21966

License Upload (Required for Submission): Email Confirming Kind ... ✕

License Issue Date: 02/07/2025

License Expiration Date: 02/07/2026

License Verified Date: 02/11/2025

State Portfolio Manager: Sellers, Jonathon ✕

State Finance Manager: Terzo, Matthew ✕

Broker Name:

Using RNDC On Demand: ☒

Using RNDC NRS License (Oklahoma Only): ☐

License Verified: ☒

Broker: ✕

- You will be notified when the RNDC supplier account setup is complete. This may take up to two days assuming all the information submitted is correct. Please reach out to Dean if there are any further questions.
- Now that you are set up as an RNDC supplier, you can [set up an eRNDC account](#). Still having trouble accessing your account? Please reach out to Dean Parker.
- How to access your eRNDC and LibDib accounts?
  - To access eRNDC please go to, [erndc.com](#)
  - To access LibDib please go to, [libdib.com](#)

## 4. Pricing

- Pricing in the RNDC on Demand model is different from LibDib's other markets. Makers will need to supply the Case FOB, Pack Size and Suggested Retail Price to Dean Parker who will lead a pricing discussion and determine pricing tiers.
- Pricing cannot be manually adjusted.
- *More details will be discussed during the pricing conversation with the RNDC Portfolio Manager (Dean Parker)*

## 5. Product Set Up

Follow these steps to build out your account after price has been agreed upon:

- Login to your eRNDC account and [add products](#).

Select the brand name on the left panel, then navigate to the Distribution States tab and select Colorado. THIS IS IMPORTANT. **SKIPPING THIS STEP WILL CAUSE DELAYS IN SET UP.**

Hi, Gretchen

DASHBOARD TEAM SERVICES PRODUCTS MARKETS PREVIEW RESOURCES

Fumana International LLC

Supplier

LOOK UP...

BRANDS

MANAGE

Angry Giraffe

Product Filter

SPIRITS

Angry Giraffe

RND CREATED

ARCHIVES

NOT VALID

Brand Information

Brand Media

Collateral and Reviews

Distribution States

Your Uploads

Elevate Access

RND C Distribution States

RND C Western States are listed in **blue**.  
RND C Open States are listed in **red**.  
RND C Control States are listed in **black**. Control States are for information purposes only. To finish your distribution request- you will need to reach out to your local state representative to ensure your offering is approved and processed.  
Distribution state boxes are highlighted in **orange**. Distribution states cannot be disabled.

Alabama	Arizona	California	Colorado
District Of Columbia	Florida	Georgia	Hawaii
Indiana	Kentucky	Louisiana	Maryland
Michigan	Mississippi	Nebraska	New Mexico
North Carolina	North Dakota	Ohio	Oklahoma
Oregon	South Carolina	South Dakota	Texas
Virginia	Washington	West Virginia	

Save

GO TO ADD WINE

Supplier

LOOK UP...

BRANDS

MANAGE

Angry Giraffe

Product Filter

WINES

Eikendal Rosé

Eikendal Cabernet Sauvignon-Merlot

Eikendal Methode Cap Classique Brut

Eikendal Sauvignon Blanc-Chardonnay

Eikendal Shiraz-Petite Verdot

Eikendal Charisma

Eikendal Pinotage

Eikendal Cabernet Sauvignon-Merlot (I)

Eikendal Janina Unwooded Chardonnay

Eikendal Classique

Eikendal Infused by Earth Cabernet Franc

Eikendal Merlot

RND C CREATED

ARCHIVES

Allocated

Craft

Kosher

Organic

Fine Wine

Package Information

Show Archived Packages

Show Invalid Packages

750mL Bottle - 12 in case - Screw Cap

Eikendal Rosé

UPC:600268000204 SCC:999999999999

eRND C ID 3226418

EDIT PACKAGE DETAILS

ADD PACKAGE

SAVE

SAVE AND ADD ANOTHER WINE

Make a Distribution Request in 3 easy steps:

1. Select Distribution States

To select distribution states, navigate to the products tab and select the brand from the drop-down on the left navigation panel (do not select a Label below).

The Distribution States tab will appear to the right; make any applicable State selections and Save.

2. Select Packages (for this request)

1Packaged Product has been selected.

3. Choose States (for this request)

If you don't see the applicable state listed here, go back to Step 1.

Georgia

Texas

Submission Understanding

After submitting I understand that state specific information will be prepared and made available immediately to me on my Markets tab. I understand that I will be notified through the platform and optionally through email messages progress and status updates.

Once an item is under review only administrators can update attributes.

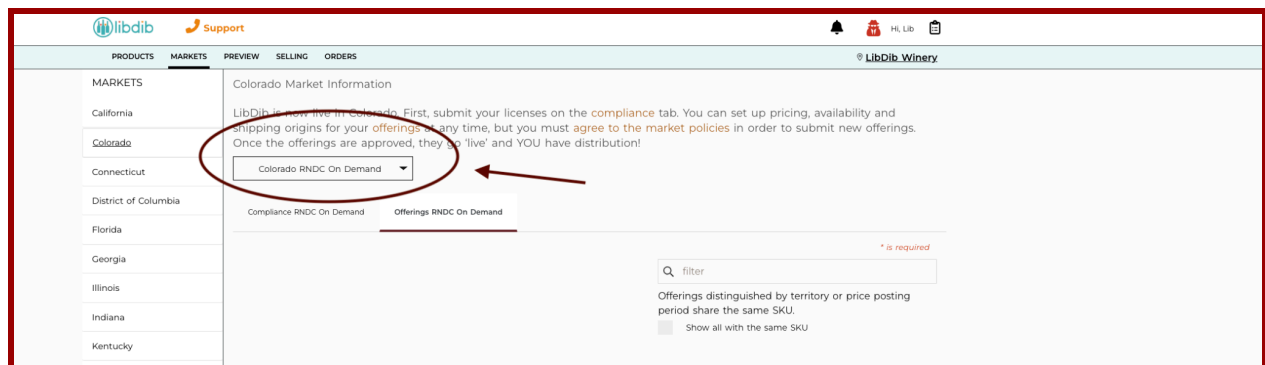
SUBMIT

GO TO MARKETS

- Select the product from the left panel, select the product info box in the package information, **select Colorado as the state** and submit. Then, send

an email to Dean and the Maker Team to confirm the set-up. Response turnaround time is 7-10 business days.

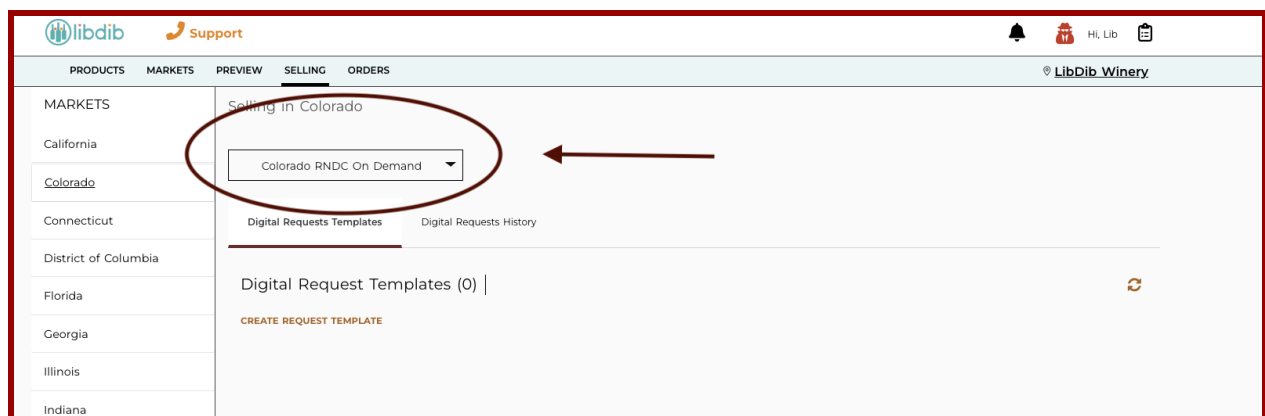
- **Go to your LibDib account and repeat the process in the District of Columbia market.**
- **Ensure that you choose “On Demand” from the drop down within the Markets tab.**



- Makers will need to notify Dean Parker and the LibDib Maker Team when set up on both eRND and LibDib has been completed.
- Once RND has processed the request, LibDib will link the products and send a completion notification.

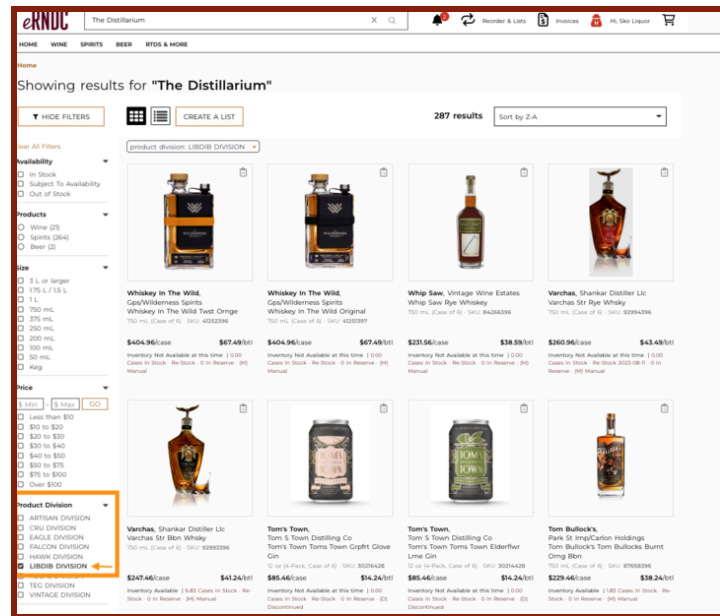
## 6. Time to Sell

- Use LibDib’s digital tools to submit [Digital Requests](#) on your LibDib account.
- If within a “crossover state,” ensure that you are submitting the DR within the correct market (Illinois RND On Demand).



- If the buyer has not claimed their eRND account, they can do so [here](#).

- Your products will be visible and available for purchase on eRNDC. Buyers can search for them by name or by Product Division, “RNDC On Demand” See image below.



## 7. Shipping Corner

- Please write “RNDC On Demand - Take to Warehouse Receiving” on the outside of the case when shipping. [Click here to download printable labels.](#)
- If you receive a backorder/ return notification you must replace the [Digital Request](#).
- Makers must ship all orders using [LibShip](#) as the delivery service. Information about LibShip may be found [here](#).
- The cost of LibShip is paid for by RNDC. It will not be billed back to the Maker.

## 8. Receiving Orders

- Makers will receive an email with the Purchase Order and shipping labels or freight information. [Click here](#) for more information on freight.



## 9. Shipping Orders

- Makers are required to ship to the “Ship to Location” indicated on the shipping label within 24 hours.
- Makers are responsible for getting the shipment(s) to FedEx Drop off locations. Makers also have the option to include the package(s) with their regular FedEx pick ups or to schedule one if needed (more info [here](#)). Locations can be found [here](#).
- LibShip labels and any applicable pickup fees are included within the RNDC on Demand operating margin. Unlike LibDib, Makers will not be billed back for first leg shipping with RNDC On Demand.
- FedEx will deliver the order to RNDC’s warehouse. The order will be checked in and delivered to the Buyer via an RNDC delivery truck.

## 10. Get Paid

- RNDC is the distributor of record, therefore payments to Makers will come from RNDC not LibDib.
- RNDC location needs to receive an email from the Maker with the Accounts Payable information so payment can be set up. Please send the below information to [SUPPLIER-CO@RNDC-USA.COM](mailto:SUPPLIER-CO@RNDC-USA.COM)
  - Maker name (exactly as it is in eRNDC)
  - Accounts receivable contact name
  - Billing address
  - Phone number

*Note: RNDC on Demand Markets have different payment terms. Click [here](#) for more info.*

**Still have questions? Reach out to us at [Makers@libdib.com](mailto:Makers@libdib.com)**